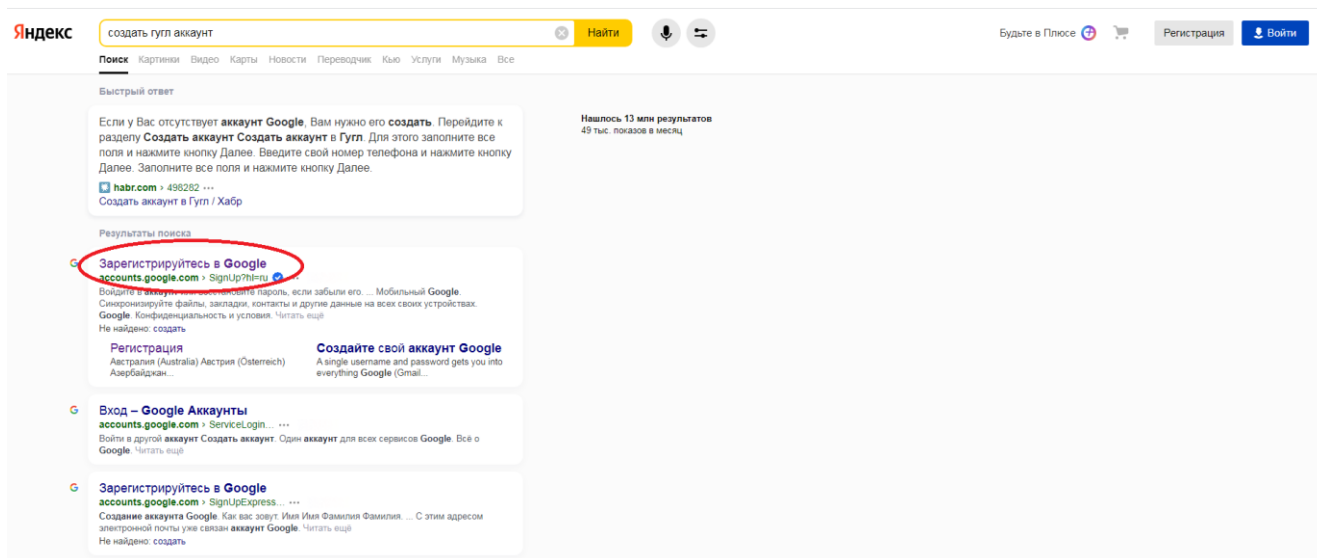


Создание Google-аккаунта

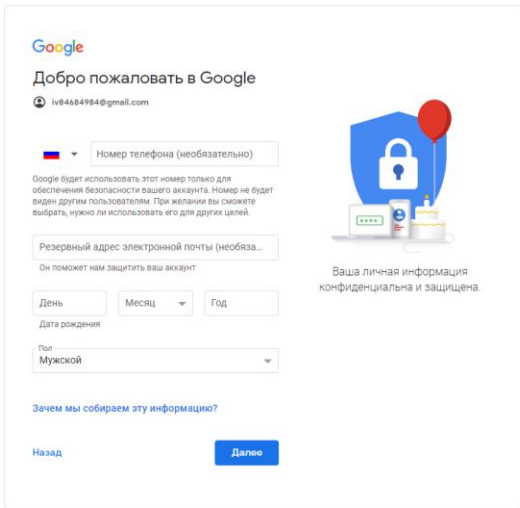
1. В любой поисковой системе набираем «создать гугл аккаунт» и выбираем «регистрация в Google»



2. Вводим необходимые данные и нажимаем «далее»

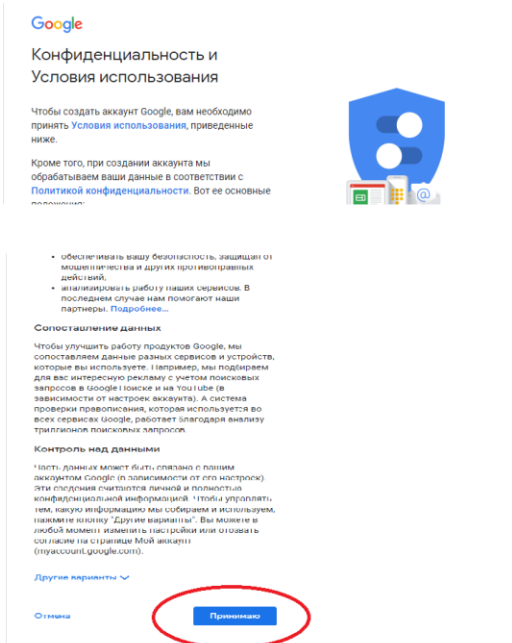
The image shows the Google account creation form. The form is titled "Создайте аккаунт Google" (Create a Google account). It contains several input fields: "Имя" (Name) with the value "Иван", "Фамилия" (Surname) with the value "Семенов", "Имя пользователя" (Username) with the value "iv84684984", and "Электронная почта" (Email) with the value "@gmail.com". There are also fields for "Пароль" (Password) and "Подтвердите" (Confirm). A checkbox labeled "Показать пароль" (Show password) is present. A blue button labeled "Далее" (Next) is circled in red. The form also includes a "Войти" (Sign in) link and a "Войти" button. The footer of the page contains the text "Русский" (Russian), "Справка" (Help), "Конфиденциальность" (Privacy), and "Условия" (Terms).

3. В следующем окошке снова вводим данные, которые обязательны к заполнению и на «далее»



The screenshot shows the Google account creation interface. At the top, it says "Добро пожаловать в Google" and displays the email address "iv84684984@gmail.com". Below this is a field for a phone number with a Russian flag icon and the label "Номер телефона (необязательно)". A small text block explains that Google uses the number for security. Next is a field for a "Резервный адрес электронной почты (необязательно)". Below that are fields for "Дата рождения" (Day, Month, Year) and "Пол" (Gender, set to "Мужской"). A "Зачем мы собираем эту информацию?" section is present. At the bottom, there are "Назад" and "Далее" buttons. On the right side, there is an illustration of a shield with a lock and a key, with the text "Ваша личная информация конфиденциальна и защищена". At the very bottom, there are links for "Русский", "Справка", "Конфиденциальность", and "Условия".

4. В завершающем окошке «Конфиденциальность и условия использования» нажимаем «принимаю»



The screenshot shows the "Конфиденциальность и Условия использования" (Privacy and Terms) screen. It features the Google logo and a heading. The main text states that to create a Google account, the user must accept the terms and conditions. Below this, it mentions that data is processed according to the Privacy Policy. A bulleted list highlights key points: ensuring security, analyzing service usage, and data sharing with partners. There are sections for "Сопоставление данных" (Data matching) and "Контроль над данными" (Data control). At the bottom, there is a "Другие варианты" link and a "Принимаю" button, which is circled in red. On the right side, there is an illustration of a shield with three circles inside, and icons for Gmail, Google Maps, and Google Photos. At the very bottom, there are links for "Справка", "Конфиденциальность", and "Условия".

5. Аккаунт создан.